

# International Community School Annual Report – 2016-17

11133 NE 65<sup>th</sup> St, Kirkland, WA 98033  
425-936-2380 | [ics.lwsd.org](http://ics.lwsd.org)



**Principal:** Margaret Kinney  
**Mascot:** Phoenix  
**Colors:** Maroon and Gold

**# of students, October 2016:** 438  
**# of teachers:** 24  
**Teachers with at least a Master's Degree:** 75.0%  
**Unexcused absence rate:** 0.4%  
**4-year graduation rate (class of 2016):** 95.7%  
**5-year graduation rate (class of 2015):** 100%

## District Mission

*Each student will graduate prepared to lead a rewarding, responsible life as a contributing member of our community and greater society.*

## School Mission

*ICS graduates have the skills to become active participants in a global community. Teachers, students, and the parent community cultivate intellectual growth, creativity, and problem solving skills in a respectful school environment where students are valued as unique individuals.*

## School Funding

**District General Fund Budget:** \$318.4 million  
**District Per Pupil Expenditure:** \$10,766 per pupil  
**Building Budget for this school:** \$105,903

## School Description

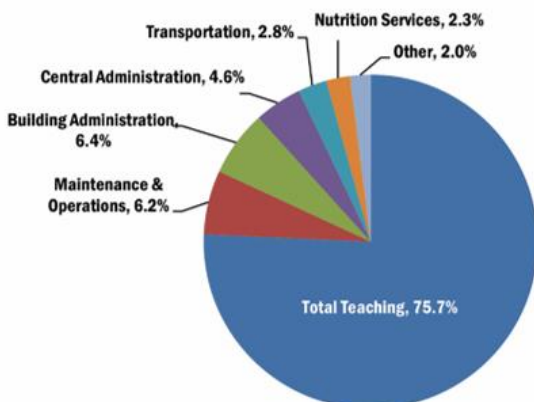
The International Community School (ICS) is a Choice public 6 – 12 school originating out of community action where parents and educators came together in 1997 to create and support a small, academically rigorous secondary education program, focusing on international/global awareness. The total number of students is capped at 440 annually. The Middle and High school are linked in a seamless unique curriculum known as “The Block”. Block courses are required for each year and include Humanities, International Studies and Art. Other required courses are Spanish (at least 4 years), Science and Math.

## 2016-17 School Goals

- Grades 6-8 English Language Arts (ELA): 20% of students currently at standard will improve to exceed standard
- Grades 6-8 Math: During the school year the principal will meet with teachers during PGE meetings to guide efforts and provide support
- Grade 8 science: 20% of students currently at standard will improve to exceed standard
- Achievement gap: Reduce the number of NCs from 8% to 6%
- College & Career Readiness: Implement course planning modules through Career Cruising this year and more than 50% of present 10<sup>th</sup> graders will complete these tasks
- School Effectiveness: Convert 50% of the designated grade level meetings to ‘Curriculum Planning and Collaboration’ time. Increase the number of collaborative efforts by 10% more than the present baseline
- Attendance: Reduce unexcused absences to 4% or less.
- Discipline: Train two additional ICS teachers to be ICS Safe School Ambassadors in order to sustain and build further capacity to support the program

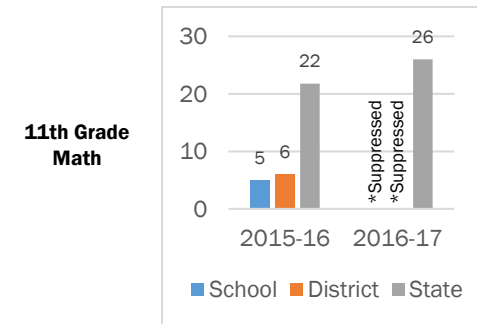
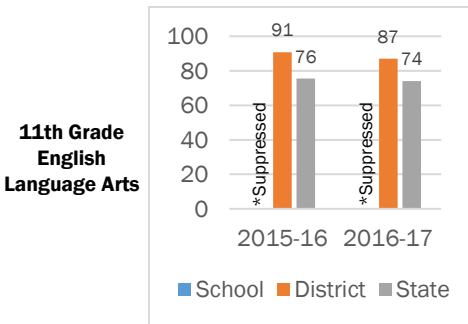
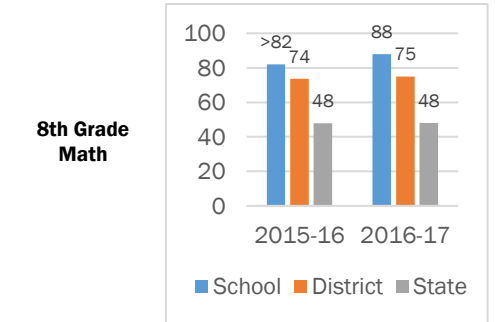
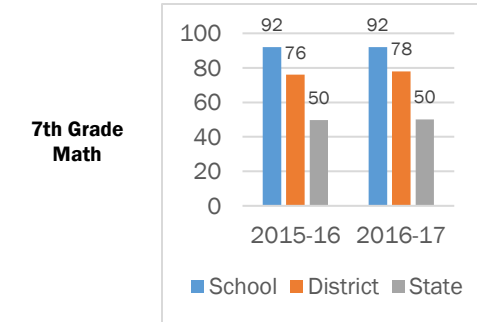
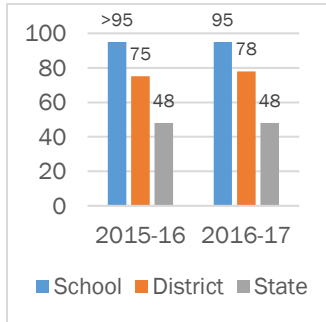
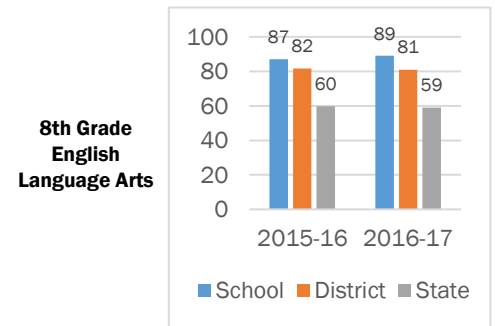
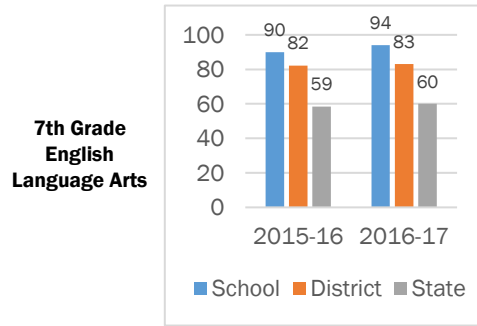
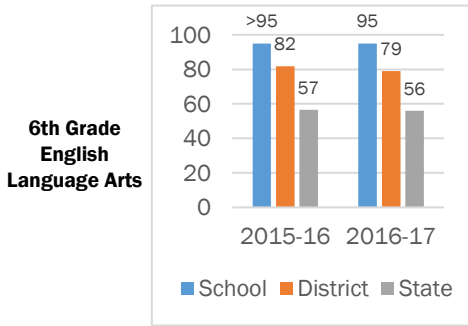
## 2016-17 District Expenditures

*Where does the money go?*



# State Assessment Results

## Smarter Balanced Assessment (SBA)\*

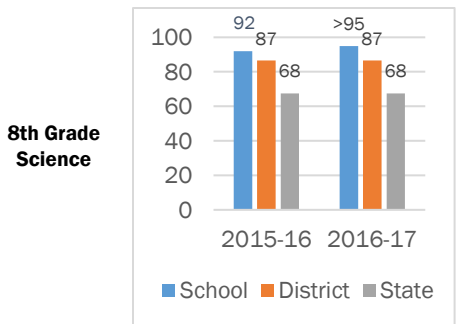


+Smarter Balanced Assessment is a Washington state standardized exam. Scores represent percentage of students who met the standards. Students who did not take the test were counted as not meeting standard.

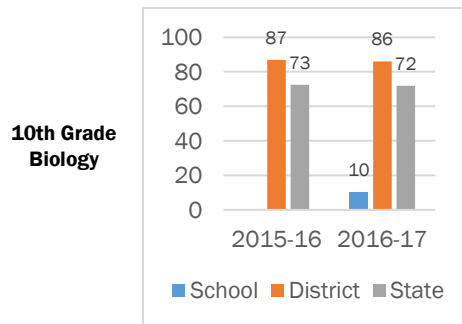
>Test scores are above 95%

\*Scores are suppressed when groups are so small that the information could potentially be used to identify or derive information about individual students. Many 11th grade students refused to take the test: they may have already met graduation requirements through passing the old state tests in 10th grade.

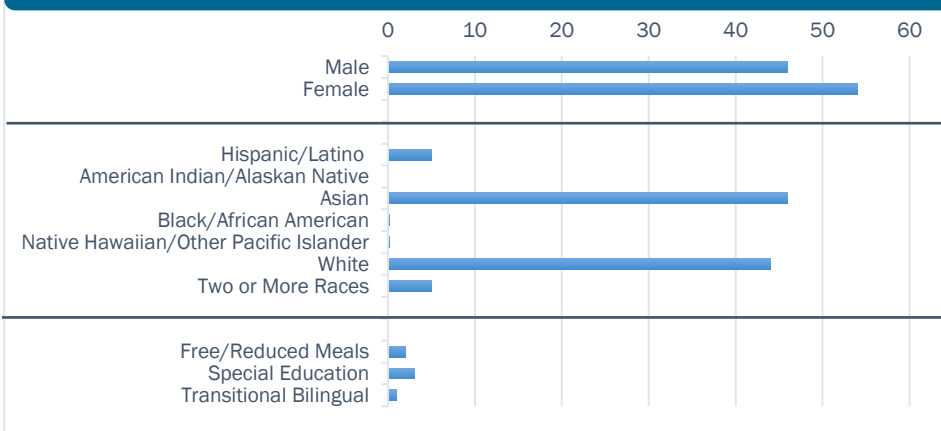
### Measurements of Student Progress (MSP)



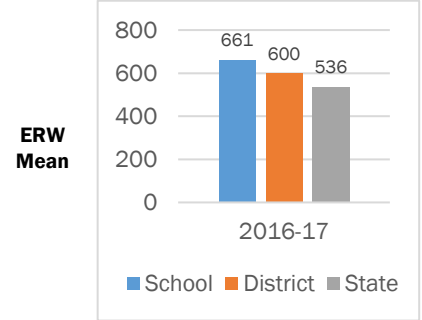
### End of Course (EOC)



## Student Demographics

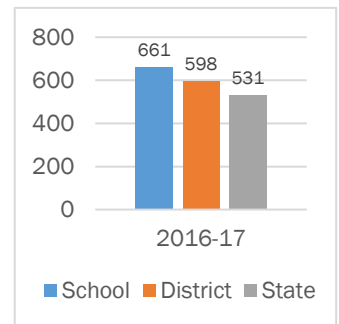


## SAT\*\*



ERW  
Mean

Math  
Mean



## Invitation to Participate

Goal 5 in the district's Strategic Plan is to "Engage our Communities." Families and community members are encouraged to participate in our school. Volunteers are trained and work in a variety of positions. To get involved, call our school office.

## Accountability of School Performance

Met Participation Goal for ELA: Yes

Met Participation Goal for Math: No

## School Building

Our school facilities are available for public use by contacting our school office.

**Building Condition Assessment: Good**

The Building Condition Assessment represents an overall permanent building condition assessment. It is conducted by a third party in accordance with the state's Asset Preservation Program.

\*\*The Scholastic Aptitude Test (SAT) and the American College Test (ACT) are required by many colleges and universities for admission. Students elect to take these tests. A new SAT was given starting in January 2016. The Reading and Writing sections have been consolidated and now make up "Evidence-Based Reading and Writing" (ERW). As a result, the previous year's data is no longer comparable.

To view state test scores by demographic group, please visit: <http://reportcard.ospi.k12.wa.us>. Select Lake Washington School District, then elect the school.

## ACT\*\*

